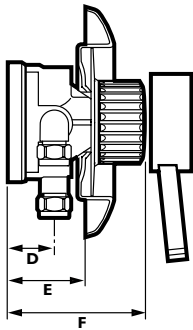
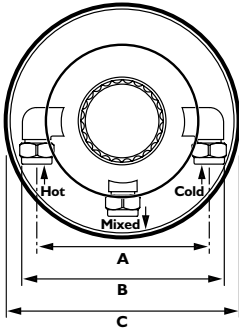
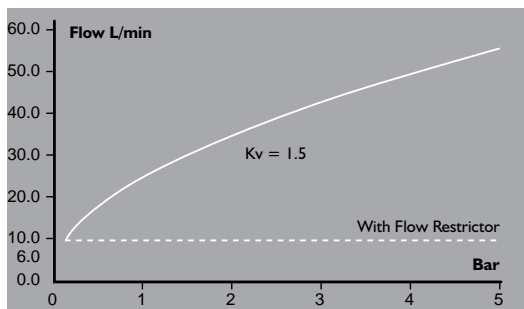


## Avance Elite recessed lever operated shower control



- A. 135-145mm
- B. 178mm max
- C. 184mm
- D. 36.5mm
- E. 57-74mm
- F. 125mm

### Capacity with open discharge (with no terminal fittings)



### Data

Thermostatic shower mixing valve licence type	3.
Maximum temperature	- 90°C
Recommended pressure	- 0.15 to 3.0 Bar
Maximum pressure	- 10 Bar
Maximum differential	- Compliant to DO8 spec. (BS 7942)
Normal control temperature	- 41°C (adjustable)

Single control lever operation through cold to maximum set temperature.

Connections (swivel unions)	- 15mm compression
Temperature differential	- 10°C (cold water failsafe)
N.R.V.'s fitted to hot & cold inlets	

NOTE - hot and cold inlets must be connected correctly. Top or bottom outlet 10L/min flow regulator fitted in outlet connector. Full spares kit available Code No. 500427

The use of isolating ball valve strainers is recommended with these valves.

### Materials

Body	- DZR brass
Cover	- ABS plastic, chrome plate
Knob	- ABS plastic, chrome plate
Lever	- ABS plastic, chrome plate
Element	- copper

### Code numbers

351511L - Avance Elite with lever operation recessed mounted, chrome finish.

### Approved applications

HP-S, LP-S, and LP-SE with flow regulator fitted. Approved to DO8 spec. no. ETC/BC 104/0804 WRAS listed no. 0406086

### Application

The Avance Elite thermostatic shower mixing valve is an attractive unit ideally suited for single point shower applications where durability and high performance are essential. Its attractive appearance makes the Avance Elite a natural choice for houses, hotels, university halls of residence, health & elderly care and sports & leisure facilities. Suitable for vented or unvented systems and with combi boilers.

The Avance Elite can be used with Douglas flexible height or rigid shower sets. Flexible shower sets are multi mode design with 4 varying spray patterns.

Hose connections - 1/2" BSP(F) to outlet port on the shower valve and hand set. Set includes chrome wall outlet.

### How to specify

Avance Elite Thermostatic shower valve recessed lever control, chrome finish. Code no. 351511L

Multi Mode shower set only, chrome finish. Code no. 207004

Multi Mode shower set, chrome finish with 2m hose. Code no. 207004A